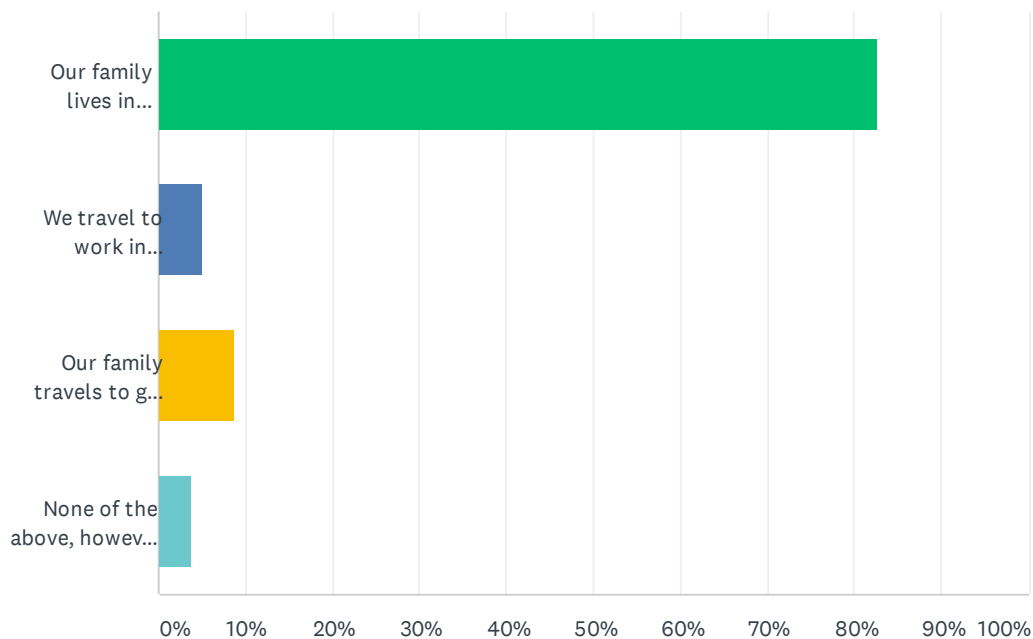


Q1 Why have you chosen to complete the survey (choose one only)

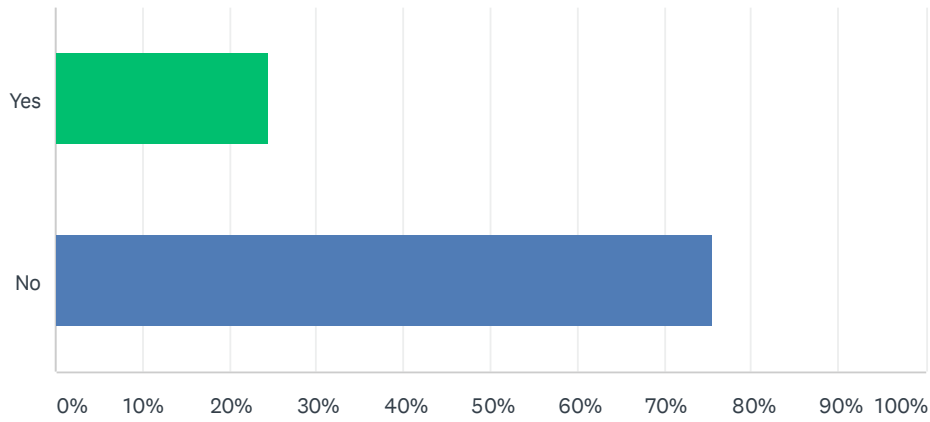
Answered: 161 Skipped: 0



ANSWER CHOICES	RESPONSES	
Our family lives in Gravelbourg	82.61%	133
We travel to work in Gravelbourg	4.97%	8
Our family travels to go to school and/or participate in recreational activities in Gravelbourg	8.70%	14
None of the above, however I regularly travel through Gravelbourg using this road	3.73%	6
TOTAL		161

Q2 Are you personally negatively affected by the traffic on this road?'

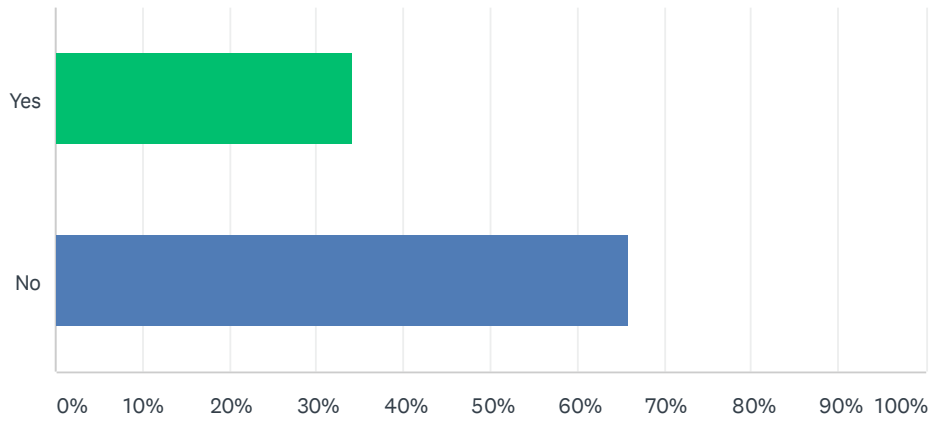
Answered: 160 Skipped: 1



ANSWER CHOICES	RESPONSES	
Yes	24.38%	39
No	75.63%	121
TOTAL		160

Q3 Do you think it would be safer if the speed limit were lower?

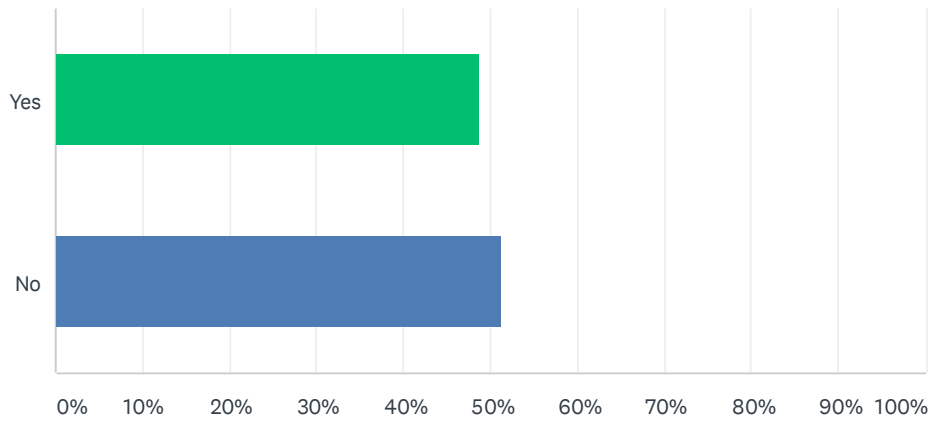
Answered: 161 Skipped: 0



ANSWER CHOICES	RESPONSES	
Yes	34.16%	55
No	65.84%	106
TOTAL		161

Q4 Do you think methods other than speed limit should be used to achieve a safer, calmer environment?

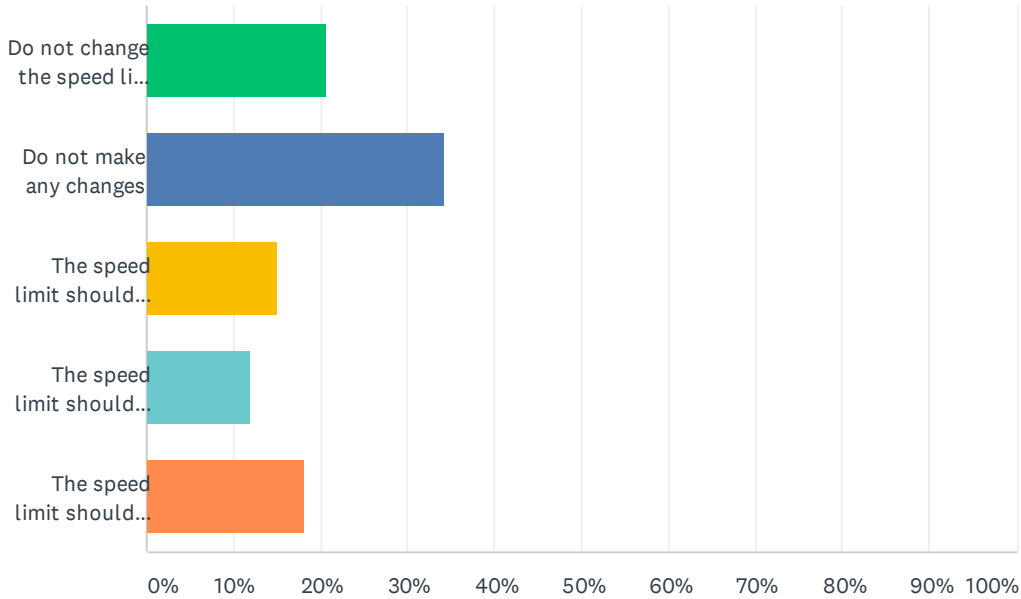
Answered: 158 Skipped: 3



ANSWER CHOICES	RESPONSES	
Yes	48.73%	77
No	51.27%	81
TOTAL		158

Q5 Currently 1st Avenue/Highway 43's speed limit is 40 km as is the rest of Town, What is your opinion?

Answered: 160 Skipped: 1



ANSWER CHOICES	RESPONSES	
Do not change the speed limit and instead use other methods to reduce risk to safety	20.63%	33
Do not make any changes	34.38%	55
The speed limit should be changed to 30 km from one end to the other and use other methods to reduce risk to safety	15.00%	24
The speed limit should be changed to 30 km from one end to the other	11.88%	19
The speed limit should be changed to 30 km by the schools only	18.13%	29
TOTAL		160